


TONKING

In oil painting, an overworked area which has become clogged with too much color can be rescued, when still wet, by the technique of tonking. The process consists of laying a clean sheet of paper over the failed area and smoothing it down with the palm of the hand. The paper is then gently peeled away, lifting with it the excess pigment and producing an overall softening which is, incidentally, very attractive. The artist can then repaint over the area using the "ghosted" image remaining on the canvas as a guideline. This process is quicker and easier than scraping back the offending passage after it has dried.




Tonking


1 An area of a painting has become clogged with too much paint.



2 The artist lays a clean sheet of newspaper over the area and rubs it gently with the palm of his hand.



3 The paper is then peeled away, bringing with it the excess color.



4 With very little effort, the color has been softened and lightened, and is now ready to be painted over. This technique is excellent for producing misty, atmospheric effects in landscape paintings.